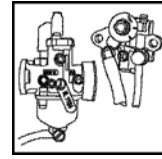




COMMERCIAL DIVISION
NETWORK TECHNICAL INFORMATION

SERVICE INFORMATION

GB



ALL TYPES OF TWO-STROKE MACHINES

Subject: CARBURETTOR SERVICING

The carburettor must be regularly cleaned and adjusted for the machine to run properly.

CLEANING THE CARBURETTOR:

For proper cleaning, the carburettor must be removed from the machine, completely disassembled, and soaked in a bath of cleaning product (product part number 754239 see SI N° 19) in order to dissolve, remove and break down all deposits in the carburettor circuits.

Cleaning should be completed with a brush with the same clean product.

The carburettor should be dried with compressed air, taking care to blow through all of the circuits.

The carburettor shall then be fully assembled, checking the needle position is correctly set, the conformity of the jets and other components, and correct functioning of the choke system.

SETTING THE CARBURETTOR:

Before fitting the carburettor to the machine:

Clean the air filter

Check the condition of the carburettor gasket

Adjust the mixture screw with special tool 754011.

Pre-set the idle screw so that the throttle valve is slightly open.

Refit the carburettor to the machine and set the idle speed to 1500 rpm

Correct the mixture screw setting for proper engine running.

	Dealership	Spare Parts	Mechanic 1	Mechanic 2	Mechanic 3
Stamp					

SERVICE INFORMATION

COMMERCIAL DIVISION
NETWORK TECHNICAL INFORMATION

MIXTURE ADJUSTMENT:

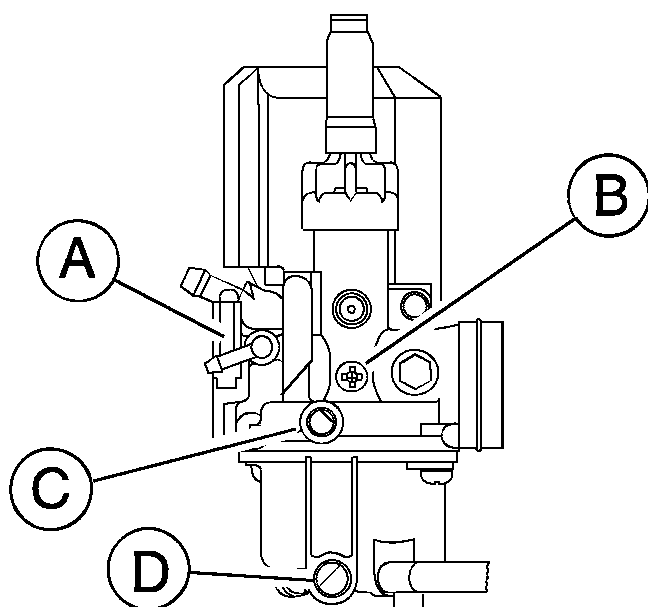
Preliminary conditions:

- The carburettor must be the original one for the machine
- The mixture screw must be pre-set to its factory setting
- The engine must be hot

Setting:

- Set the idle speed to 1600 rpm
- Slacken or tighten, as required, the mixture screw by in 1/8 of a turn and find the position giving the highest engine speed.
- Set the idle speed to 1600 rpm
- carry out a road test with the machine
- Slacken or tighten, as required, the mixture screw by in 1/8 of a turn and find the position giving the highest engine speed.
- Set the idle speed to 1600 rpm

IDENTIFICATION OF CARBURETTORS:



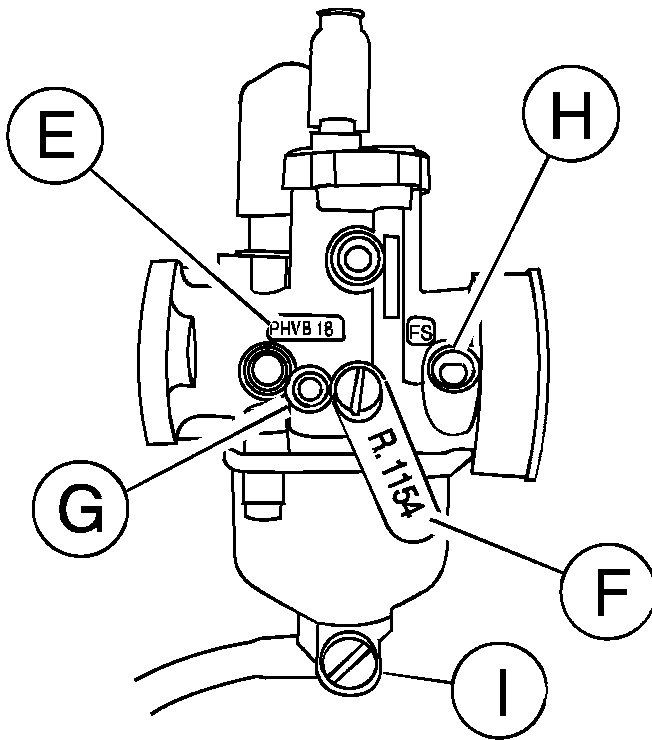
GURTNER CARBURETTOR

- A- carburettor setting identification
- B- idle setscrew
- C- mixture setscrew
- D- bowl drain screw

	Dealership	Spare Parts	Mechanic 1	Mechanic 2	Mechanic 3
Stamp					

SERVICE INFORMATION

COMMERCIAL DIVISION
NETWORK TECHNICAL INFORMATION



DELL'ORTO CARBURETTOR

- E- Carburettor type identification
- F- carburettor setting identification
- G- idle setscrew
- H- mixture setscrew
- I- bowl drain screw

	Dealership	Spare Parts	Mechanic 1	Mechanic 2	Mechanic 3
Stamp					



GB

SERVICE INFORMATION

COMMERCIAL DIVISION
NETWORK TECHNICAL INFORMATION

50 cc Scooters

Setting N°	Part number	Machine	Country	Needle		Main jet	Mixture screw
				Marking	Position		
352D	735978	Vivacity Trekker Speedfight	Benelux Sweden 45km/h	L3035 H	1st	54	2 ¼
360D	736937	Trekker Speedfight air X team	France Sweden	L3035 H	1st	72	1 ¼
370D	734422	Vivacity Trekker Speedfight Liquide X team	France	L3035 H	1st	72	1 ⅛
354C	738787	Vivacity Trekker	Columbia	L3035 H	1st	78	1 ½
361C	738351	Speedfight	Holland 25 km/h	L3035 H	1st	48	2
362C	738738	Trekker Speedfight cat X team	Holland 45 Germany 45 km/h	4JF	2nd	50	2
355A	741971	Vivacity	Germany Holland	4JF	2nd	52	1 ½
356A	741972	Vivacity Trekker Speedfight X team	Switzerland Italy Europe	L3035 H	1st	52	1 ½
363B	740461	Vivacity Trekker Speedfight X team	Austria 45 km/h	4JF	2nd	54	1 ¼
364A	740697	Vivacity Trekker Speedfight	Holland Germany 25km/h	L3035 H	1st	48	1 ½
365A	741269	Vivacity Speedfight	Brazil	L3035 H	1st	76	1
371A	741329	Speedfight Liquide cat	Austria 45km/h	4JF	2nd	54	1 ¾

	Dealership	Spare Parts	Mechanic 1	Mechanic 2	Mechanic 3
Stamp					



GB

SERVICE INFORMATION

COMMERCIAL DIVISION
NETWORK TECHNICAL INFORMATION

Setting N°	Part number	Machine	Country	Needle		Main jet	Mixture screw
				Marking	Position		
372A	741740	Speedfight liquide cat X team liquide cat	Switzerland	4JF	2nd	54	1 ½
390B	740352	Elyseo 50cc	France	L3035 H	1st	74	1 1/8
391A	741042	Elyseo 50cc cat	Germany Holland	4JF	2nd	52	1 ½
392A	741761	Elyseo 50cc cat	Austria 45 km/h	4JF	2nd	54	1 ¾
393A	741912	Elyseo 50cc	Switzerland	4JF	2nd	52	1 ½
373	743644	Speedfight Liquide dual cat	Europe Italy	L3035 H	1st	54	1 ¼
357	743938	Vivacity dual cat	45 km/h /	L3035 H	1st	55	1 ½
394	743142	Elyseo 50cc	Italy	L3035 H	1st	54	1 ½
354B	738787	Trekker Vivacity	Columbia	L3035 H	1st	78	1 ½
362D	738738	Trekker Speedfight X team	Holland Germany 45 km/h	4JF	2nd	50	2 ¼
370 ^E	734422	Speedfight Liquide	France	L3035 H	1st	72	7/8

100 cc Scooters

411C	741532	Trekker 100cc Speedfight 100cc	Switzerland	4JF	3rd	86	1 ¾
412C	741533	Elyseo 100	Switzerland	L5035 C	1st	86	1 ¼

	Dealership	Spare Parts	Mechanic 1	Mechanic 2	Mechanic 3
Stamp					